CHATGPT AND AI TOOLS FOR TEACHER WORK

MARCH 2026 - DAY 1

PROFESOR IA PRODUCTIVO

idevelop

PRESENTATION

idevelop



- Guillermo Antón Pardo
- Secondary Science Teacher
- Productive Teachers Project
- www.profesorproductivo.com
- profesorproductivo@gmail.com
- Podcast: AI and Education
- Social Media: *IG, YT, X, TikTok, Pin, FB, LKin, Bsky

"An unhappy teacher is not a good teacher."

SOCIAL NETWORKS

idevelop



- * INSTAGRAM: @profesorproductivo
- Podcast: AI and Education
- Newsletter

- Linked In: Guillermo Antón Pardo
- X (twitter) : @ProductivoProfe
- YouTube: Productive Teachers
- Facebook: Productive Teachers
- Pinterest: @profesorproductivo
- Bluesky: @profesorproductivo.bsky.social
- TikTok: @profesorproductivo

INTRODUCE YOURSELF

idevelop



- Your name
- Country, city
- Grade level
- Subject
- How long teaching?
- Use of AI for work/personal?
- Other: Málaga, hobbies, pets, etc.

BEFORE WE START...

- Secondary - Biology/Geology
- Teaching tasks
- Criteria:
  - Easy to use
  - Free trial/Paid intensive
- Register with Gmail
- Very fast updates!!



GUIDELINES

idevelop

- Prepare materials in your language
- We are not kids
- Ask anything
- Have fun
- profesorproductivo.com/idevelop/



TOOLS

idevelop

- LLMs: ChatGPT, NotebookLM, Gemini
  - Main teacher tasks
- Other tools:
  - Images
  - Presentations
  - Songs
  - Videos
  - Chatbots



HISTORY OF AI

AI history YT

Web History

- 1950s: Alan Turing's proposal for AI ("Turing test"); Dartmouth Conference (1956): birth of the term "artificial intelligence"
- 1960s-1970s: Early AI programs; high expectations and development of basic systems
- 1970s-1980s: The first “AI winter”; lack of progress and funding cuts
- 1980s: emergence of expert systems; application in specific areas of knowledge
- 1990s: Improvements in algorithms and processing
- Since 2000: Rise of machine learning and deep neural networks; increasing data and computing power; applications in speech recognition, computer vision, and virtual assistants
- Current events: ChatGPT (November 2022); tool boom; massive integration of AI into everyday life; exponential progress and continuous development

AI TRAINING

Training

- Hardware: neural networks
- Training with data (text, images, audio, videos, songs, code...)
- Patterns - Learning (not storage)
- No plagiarism!!

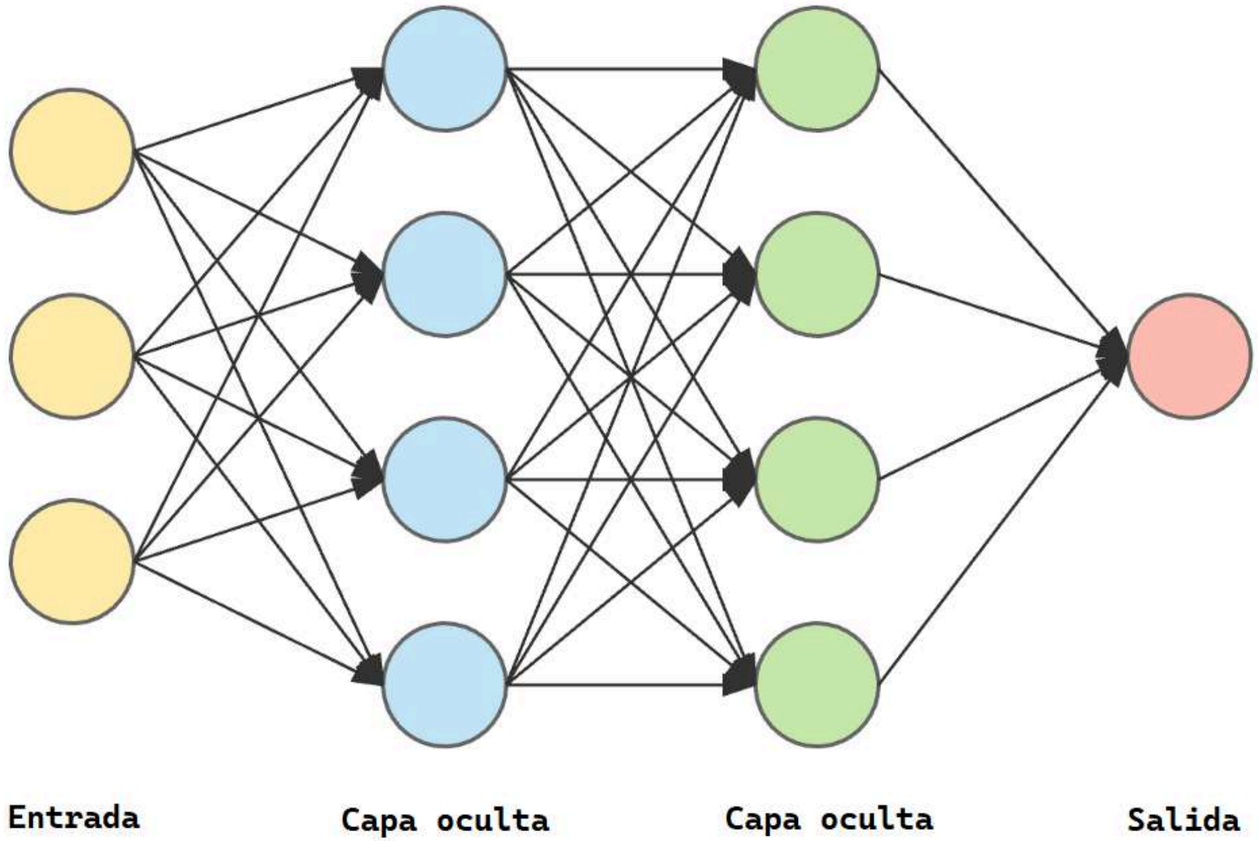

USE WITH STUDENTS?

- Problems
  - Registration age (13/14-18)
  - Data protection
  - Reliability of results
  - Intensity of use (€)
- Teachers learn first, then thay can teach their students



CHAT GPT



PROFESOR IA PRODUCTIVO

idevelop

WHAT IS GPT CHAT FOR?

- Chat GPT generates and processes texts of all types.
- Other features (growing)
- Simple and very fast
- Very easy to use
- High-quality texts
- Free!
- Unlimited interactions!
- Get started with ChatGPT!!



SETTINGS

- chatgpt.com
- Settings: Personalization, Language, Chat Archive, Speech, Data Control, Memory
- *“Answer concretely what I ask you without the need for introductions or final conclusions.”*
- ALWAYS CHECK!: “ChatGPT can make mistakes. Consider double-checking important information.”



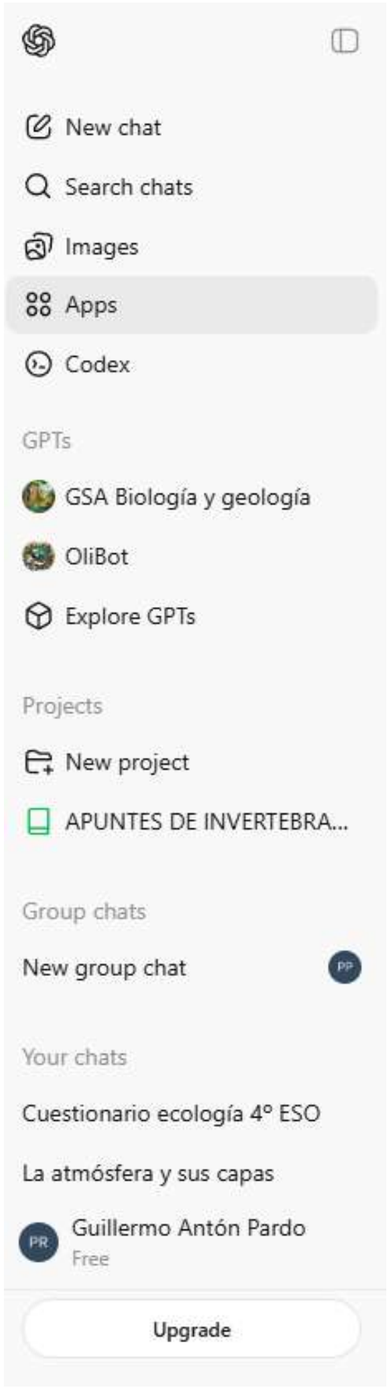

LEFT SIDEBAR

BLOG

- New chat
- Search
- Images
- Apps
- GPTs!! Discontinuing...
- Projects (Folders)
    - Memory!!
- **TIP: Everything in projects!!**
- Group chats
- Your chats: many options

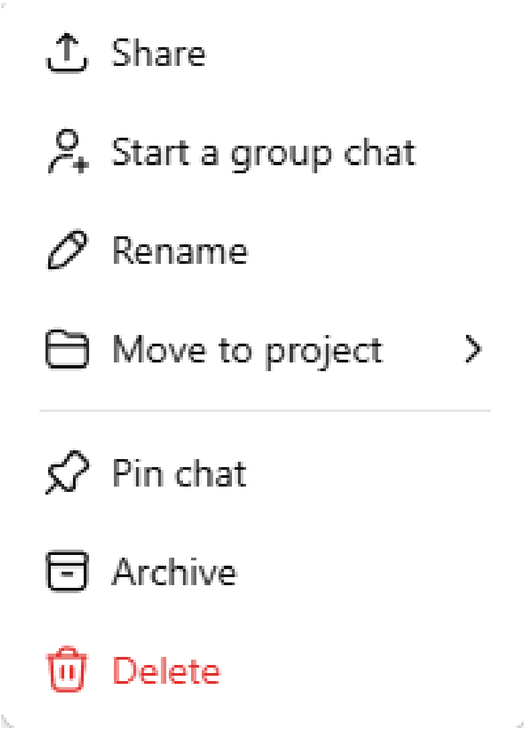

MODELS AND FEATURES

Link

- Always changing…
- ChatGPT-5.2
- Fast/Thinking
- Additional features (limited number or interactions for free accounts!!)

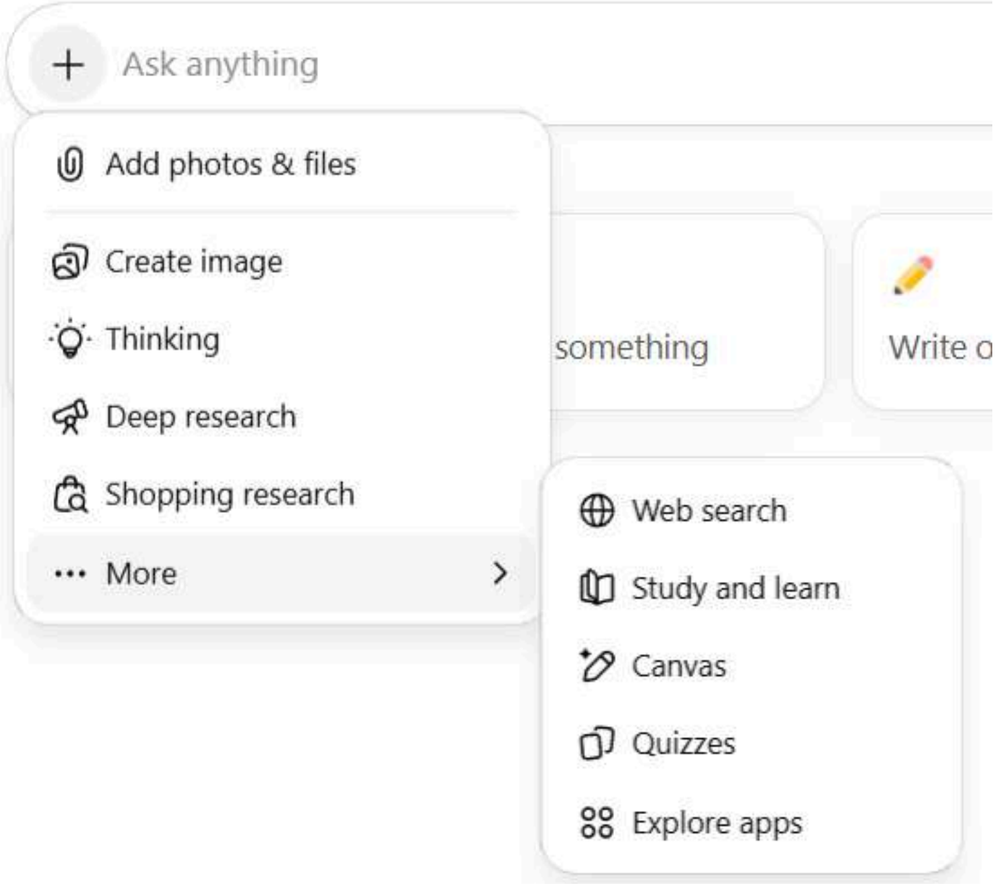

CLASS PREPARATION

idevelop

- Updating knowledge of a topic or subject
- Educational texts: explanatory, structured, stories, poems, etc.
- Texts adapted to the level of students with educational needs
- Translation of texts or writing into other languages
- Outline of sections for a topic
- Texts for presentation slides
- Summary of a text, a book, a website, a YouTube video...
- Voice-over for a podcast, script and voice-over for an educational video
- Most frequently asked questions about a topic, process comparison tables
- Instructions for students
- Ideas for classes, essays, projects, lab work, group work, etc.
- Math problem statements, timelines for history, definitions for crossword puzzles

ASSESSMENT

- Questions of all kinds on any topic or text: reading comprehension questions, essay questions, short-answer questions, questions following Bloom's taxonomy, easy or difficult, etc.
- Multiple-choice questions for a test
- True and false sentences
- Fill-in-the-blank sentences
- Tables with concepts to relate
- Assessment tests adapted to students with special educational needs
- Checklists and weighted lists
- Evaluation rubrics
- Co-assessment and self-assessment instruments

ADMINISTRATIVE TASKS

idevelop

- Write and reply to emails
- Communications with families: disciplinary sanctions, academic reports...
- Writing curricular adaptations following models or examples
- Reporting student absences and tardiness
- Minutes of all types of meetings: department meetings, educational team meetings, prepared from the notes we have taken during these meetings
- Project writing: extracurricular activities, exchanges, grants, educational innovation, etc.
- Writing reports: course reports, tutorial reports, project reports, etc.
- Lesson Plans, with a certain methodology (PBL, cooperative, gamified...), with a specific structure, very detailed and personalized, etc.

MOBILE APP

- Android / iPhone
- Attention: This is the official app of OpenAI!
- Microphone: dictate prompts
- Waves: to converse (advanced)
- Recommended uses:
  - AI brainstorming
  - Practice languages

BLOG

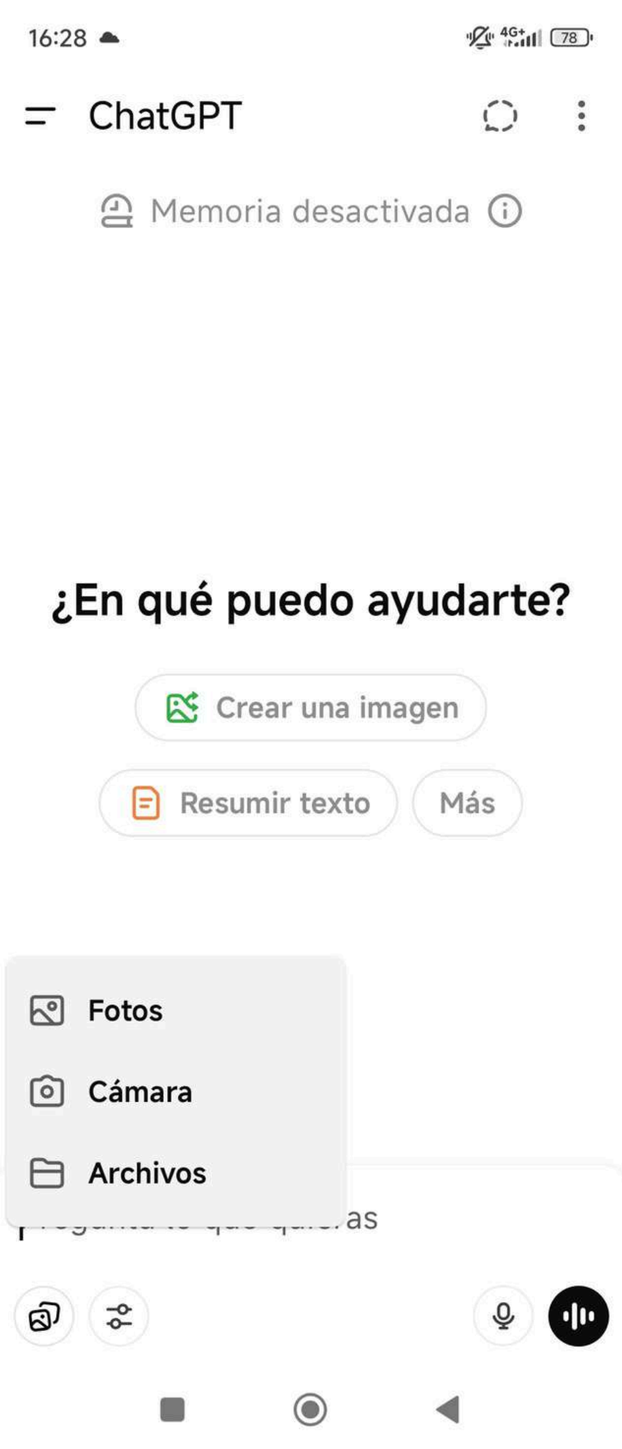

PROMPTING



PROFESOR IA PRODUCTIVO

idevelop

WHAT ARE PROMPTS?

BLOG

Prompts are the instructions we provide to make ChatGPT do what we want.

Prompt: Write a text about birds

Tips for OpenAI prompts (Eng)



1. ASSIGN AN EXPERT ROLE TO CHAT GPT

- Act as a zoology professor at the university level in Spain.
- Write a text about birds

- **TIP: Project personalization**

- Buttons + Edit + Branch



2. WRITE VERY DETAILED PROMPTS

- Purpose of the material
- Intended audience
- Structure
- Text type: reading, FAQs, email, ...
- Language register
- Specific vocabulary
- Language
- Output format (table, python, markmap...)
- Other details...



2. WRITE VERY DETAILED PROMPTS

idevelop

- You are a science teacher at the secondary education level in Spain.
- Write a 600-word reading comprehension text for the 1st year of ESO (secondary education) in Spain that summarizes the water cycle in nature.
- Include an introductory paragraph, definitions of all the processes in the water cycle, and a final paragraph on the importance of water for humans.



3. INCLUDE THE MATERIAL

BLOG

- https://youtu.be/TD3XSIE4ymo
- Based exclusively on the content of this video about the water cycle:
- " [TEXT] "
- Write 10 multiple-choice questions about the water cycle in nature for the 1st year of ESO (secondary education) level in Spain that will serve as an assessment for students after reading the text.
- Number the questions and write the correct answer for each one.



- **Prompt > Attachment > Internet**

4. PROVIDE EXAMPLES: ALGEBRA

- Act as a secondary school mathematics teacher in Spain, at the 1st ESO level (11-12 years old).
- Look at this statement of a math algebra problem:
- «Statement: If you subtract 16 from three times a number, you get 29. What is that number?»
- Write 10 more problems like this, changing the numbers and operations, but so that the results of the problems are positive integers.
- Solve each of the problems you have posed, step by step: a. Write the equation. b. Clear x. c. Calculate the value of x



5. CHAT WITH GPT CHAT

idevelop

- **It has memory within each session (context window)**
- Act as a science teacher at the secondary education level in Spain, specializing in gamification learning.
- Write 10 original and creative ideas for teaching the water cycle in the classroom using this gamification methodology for the 1st year of compulsory secondary education in Spain (11-12 y.o.).

- I like the first idea you mentioned. Now write down the schedule for doing it in three sessions.
- Write the instructions that must be given to the students to carry out this project.
- Write 5 ideas to evaluate that project.

PROMPT MODEL

- ROLE: Act as an [EXPERT ROLE: Your level and subject + Methodology]
- CONTEXT DETAILS: I am preparing some reading texts for this level and this topic...
- REFERENCE MATERIAL: To prepare these texts I want you to use exclusively these materials: “[COPY AND PASTE AND INCLUDE YOUR MATERIAL INSIDE QUOTES] ”
- EXAMPLE/TEMPLATE: To write your answer, I want you to use this as an example/template: “[COPY AND PASTE AND INCLUDE YOUR MATERIAL IN QUOTES] ”
- DIRECT INSTRUCTION: Write 5 varied texts on that topic...
- FORMAT DETAILS: Texts must contain approximately 1,000 words, this vocabulary..., have 4 paragraphs, be written in English, in table format, etc.

TIPS 1

- 1 project = 1 unit or use
- 1 chat = 1 topic (search)
- Don't ask out of "your topic" or you won't catch the errors...
- Clear, direct and structured prompts
- Complex material: Divide into simple parts
- Ask for more material than you need
- Text formatting: “Dirty work”
- Creativity: ideas, approaches, titles, projects, etc.



- **NO COPY-PASTING!!! - ALWAYS CHECK CHATGPT ANSWERS!!!**

Prompt templates

TIPS 2

- Tell ChatGPT to ask you whatever it needs:
- Write a lesson plan about the water cycle
    - Before writing anything, ask me the 5 most relevant questions to gather all the appropriate information to ensure that the UD I ask you is a high-quality answer.



- Give him the role of prompt writer and ask him to write a prompt for what you want or to improve the prompt you want to use.
    - Creativity
    - Ideas for image prompts.

- **TIP: Create your own “library” of prompts!**

Prompt library

COPY AND PASTE

Copy and paste

- Directly extract the answer in Word/PDF format?
- Copy:
  - Copy button
  - Select with mouse and copy



- Texts: try to paste en Word, Google Docs (markdown), Writer
- Lists
- Tables: Try in Excel, Google Sheets, Calc
- Scientific-mathematical notation:
  - "Write these exercises in a text format other than Markdown that I can copy and paste into Word."
  - LaTeX

- **TRY THE BEST SOLUTION FOR YOUR PARTICULAR CASE!**

YOUR TURN

- Type a prompt into ChatGPT following these tips and check the output.
- Copy and modify any of the presentation prompts to get started.
- Make small changes to the prompt to see how they affect the final answer.
- Ask if you have any questions.



idevelop

PROFESOR IA PRODUCTIVO

CLASS MATERIALS



idevelop

SUMMARY OF A BOOK

BLOG

- Act as a science teacher in secondary education in Spain.
- Summarize the book "Sapiens" by Yuval Noah Harari.
- Give me 10 ideas for classroom activities based on the book's ideas for a human genetics class with 1st-year Biology students.



SUMMARY OF A DOCUMENTARY

- Act as a science teacher in secondary education in Spain.
- Summarize the documentary “A Sea of Plastic”
- Give me 10 ideas for classroom activities based on the documentary's ideas for a 1st ESO science class in Spain (11-12 years old).



OUTLINE OF ANY TOPIC

idevelop

- Act as a science teacher in secondary education in Spain.
- I need to catch up on the concepts of the 4th year ESO Biology and Geology subject.
- Make an outline with sections and subsections of the most relevant aspects of this topic: Mendelian Genetics



FREQUENTLY ASKED QUESTIONS

- You are a science teacher in secondary education in Spain.
- I need to catch up on the concepts of the 4th year ESO Biology and Geology subject.
- Make a list of the 10 most frequently asked questions (FAQs) that students at this level have about this topic: Mendelian Genetics.
- Briefly answer these questions



ENGLISH TRANSLATION

idevelop

- https://www.studysmarter.co.uk/explanations/biology/heredity/mendelian-genetics/

- Acts as an expert translator of scientific texts between English and Spanish.
- Translate this English text into Spanish about the basic concepts of Mendelian genetics: "[INSERT TEXT]"



SPANISH SUMMARY OF ENGLISH TEXT

- https://www.studysmarter.co.uk/explanations/biology/heredity/mendelian-genetics/



- Act as a secondary school science teacher in Spain who is fluent in English.
- Summarize this text in 10 (numbered) sentences in Spanish:
- " [INSERT TEXT] "

YOUTUBE VIDEO SUMMARY

idevelop

- https://youtu.be/-QlsiR4qVgQ
- Act as a science teacher in secondary education in Spain.
- Summarize in 10 (numbered) sentences in Spanish this text taken from a transcript of a YouTube video on Mendelian genetics:
- "[INSERT TRANSCRIPT]"

- NotebookLM



Class Ideas -Universal Design for Learning

BLOG

- You are a science teacher at the 1st year of ESO level of secondary education in Spain.
- We are working on the topic of water on Earth.
- Write 10 ideas for applying UDL criteria in activities on this topic.
- Include activity ideas that are original, creative, and easy to implement.
- Include details on the materials and resources to be used.



IDEAS FOR CLASSES SUSTAINABLE DEVELOPMENT GOALS

- You are a science teacher at the 1st year of ESO level of secondary education in Spain.
- We are working on the topic of water on Earth.
- Write 10 activity ideas on this topic that include the SDGs
- Include activity ideas that are original, creative, and easy to implement.
- Include details on the materials and resources to be used.



BLOOM'S TAXONOMY QUESTIONS

- Act as a secondary school science teacher in Spain.
- You are preparing activities on the topic of the Earth's layers that use the 6 categories of Bloom's taxonomy.
- On this topic, generate two original and creative questions suitable for addressing each of the six categories: remember/reproduce, understand, apply, analyze, evaluate, and create.



CLASS IDEAS

- You are a science teacher at the 1st year of ESO level of secondary education in Spain.
- Write 10 ideas for students to create a physical three-dimensional model with different materials on this topic: the eukaryotic cell.
- Include activity ideas that are original and creative.
- Include details on the materials and resources to be used.



100 IDEAS FOR CLASS

BLOG

- You work as a secondary school science teacher in Spain and specialize in applying active methodologies.
- This is the syllabus for the 1st ESO Biology subject (11-12 years old).
- TOPICS: "1. The scientific method; 2. The geosphere: rocks and minerals; 3. The atmosphere; 4. The hydrosphere; 5. Living beings; 6. Viruses, monera, protists and fungi; 7. Plants; 8. Invertebrate animals; 9. Vertebrate animals; 10. Ecosystems"
- For each of the topics, I want you to propose an activity that can be carried out with students using each one of these methodologies:
- METHODOLOGIES: Project-based learning (PBL); Problem-based learning (PBL); Inquiry-based learning; Scientific method; Simulation; Discovery learning; Design thinking
- Cooperative learning; Visual thinking; Service learning (SLL)

- Display the results in table form: the 10 rows show the topics and the 10 columns show the activities of each methodology with an original title and a brief description.

EDUCATIONAL TEXTS

Template

- Act as a science teacher in secondary education in Spain.
- I am preparing a text that explains how the digestive system works.
- The text is intended for 3rd year ESO students (14-15 years old)
- Write an explanatory text that includes the processes and functions of the different organs.
- Include a section on the care and health of the digestive system.



DIFFERENTIATED TEXTS

idevelop

- I'm a secondary school science teacher in Spain. I'm preparing a text that explains how the digestive system works.
- The text is intended for students in 3rd year of ESO (14-15 years old) but who have an academic level of 6th year of Primary (10-11 years old)
- Write a text adapted to this 6th grade academic level that includes the processes and functions of the different organs.
- Use sentences with simple structure and easy-to-understand vocabulary
- Include a brief glossary with the basic vocabulary of this text.
- Also include 5 questions about the text and answer them.



TEXT IN ENGLISH + TABLE

idevelop

- I work as a science teacher in bilingual secondary education in Spain. I'm preparing a text that explains the functions of all the organs that make up the digestive system.
- The text is intended for 3rd year ESO students (14-15 years old) who are part of bilingual groups and receive some classes in English.
- Summarize the function of each organ in a single, simple sentence written in English.
- Format it as a simple table.



COMPARATIVE TABLE

- I work as a secondary school science teacher in Spain. I'm preparing materials to explain the functioning of the digestive system for students in the 3rd year of compulsory secondary education (14-15 years old).
- Create a table to compare the characteristics and functions of the liver and pancreas.
- Include a row in the table with the problems that occur when they do not work correctly



CROSSWORDS

BLOG

- You are a science teacher in secondary education in Spain.
- I am preparing sentences for 3rd year ESO students (14-15 years old) that explain the function of all the organs that are part of the digestive system and with these sentences I want to create a crossword puzzle.
- To do this, I need you to write the functions of the organelles in this format: "Organ Phrase that explains its function"
- Do not use numbers, hyphens, or quotation marks.
- Do not use the name of the organ in the sentence with its function



- **puzzlemaker.discoveryeducation.com/criss-cross/**

PHYSICAL ED. RELAXATION ROUTINE

- You are a physical education teacher in Spain.
- Create a 10-minute relaxation routine to end physical activity sessions that is suitable for 12-13 year old students and can be carried out on the floor without any equipment.



HISTORY TIMELINE

idevelop

- Act as a secondary school history teacher in Spain.
- Write a timeline of the 10 most important events of World War II.
- Use this format: "Date. Event"



YOUR TURN

Template

- Copy and modify some of the presentation prompts to adapt them and write some material for your classes.
- Remember the 5 initial tips.
- Make changes to the prompt to see how they affect the final answer.
- Ask if you have any questions.



idevelop

PROFESOR IA PRODUCTIVO

CHATGPT EVALUATION



idevelop

QUESTIONS ABOUT ANY TOPIC

idevelop

- You are a secondary school science teacher in Spain.
- You are preparing an assessment test on the topic of the Earth's layers.
- Write 10 long-answer questions that will serve to assess the knowledge of 1st ESO students (11-12 years old) on this topic.
- Include the answers to these questions.



SHORT ANSWER QUESTIONS

idevelop

https://en.wikipedia.org/wiki/Internal_structure_of_Earth

- You're a secondary school science teacher in Spain. I'm preparing an assessment test for 1st year ESO students (ages 11-12) on the Earth's layers.
- From this text: « LAYERS OF THE EARTH WIKIPEDIA ».
- Write 5 short answer questions (answered in one or two words) that will serve to assess the knowledge of 1st ESO students (11-12 years old) on this topic using exclusively the contents of the provided text.
- Include the answers to these questions.
- To write these short questions, follow this example: "In which part of the plant does photosynthesis primarily take place? _____ Answer: The leaves"



COMPLETE A SENTENCE

idevelop

- You're a secondary school science teacher in Spain. I'm preparing an assessment test for 1st year ESO students (ages 11-12) on the Earth's layers.
- From this text: « LAYERS OF THE EARTH WIKIPEDIA ».
- Write 10 sentences with an underlined blank space (____) that must be completed with a single relevant concept from the text. Include the correct answers.
- To write these sentences, follow this example: "Sentence: The main part of the plant where the process of photosynthesis takes place is _____. Answer: The leaf"



MULTIPLE CHOICE QUESTIONS

BLOG

- You're a secondary school science teacher in Spain. I'm preparing an assessment test for 1st year ESO students (ages 11-12) on the Earth's layers.
- From this text: « LAYERS OF THE EARTH WIKIPEDIA ».
- Write 10 multiple-choice questions (4-choice tests) on different sections of the topic. Include the correct answer.
- To write these multiple-choice questions, follow this example: "Question: In which part of the plant does the process of photosynthesis take place? A. Root B. Stem C. Leaf D. Flower"



- Self-correction tools: Plickers, Kahoot, Google Forms

YOUTUBE: MULTIPLE ANSWER

idevelop

https://youtu.be/N1Dln_xwvdo

- You're a secondary school science teacher in Spain. I'm preparing an assessment test for 1st year ESO students (ages 11-12) on the Earth's layers.
- Based exclusively on the content of this transcript of a YouTube video on the subject: "VIDEO TRANSCRIPT".
- Write 10 varied multiple-choice questions (4-choice tests) on different sections of the topic. Include the correct answer.
- To write these multiple-choice questions, follow this example: "Question: In which part of the plant does the process of photosynthesis take place? A. Root B. Stem C. Leaf D. Flower"



TRUE / FALSE

idevelop

- You're a secondary school science teacher in Spain. I'm preparing an assessment test for 1st year ESO students (ages 11-12) on the Earth's layers.
- From this text: « LAYERS OF THE EARTH WIKIPEDIA ».
- Write 5 true sentences and 5 false sentences about the different sections of the topic.
- In the false sentences, explain why they are false.
- To write these multiple-choice questions, follow this example: "Photosynthesis occurs in leaves. True or False?"



PHRASES TO MATCH

idevelop

- You're a secondary school science teacher in Spain. I'm preparing an assessment test for 1st year ESO students (ages 11-12) on the Earth's layers.
- From this text: « LAYERS OF THE EARTH WIKIPEDIA ».
- Using only the content of the text about the layers of the Earth that I have passed, write a list of short sentences that describe the characteristics of each layer of the Earth. Do not include the name of the layer in the sentence with the characteristic.
- To write the characteristics, follow this model: "Core formed by iron and nickel"
- Put the features in table form: the left column with the layers and the right column with their features



COMPLETE EVALUATION TEST

- You're a secondary school science teacher in Spain. I'm preparing an assessment test for 1st year ESO students (ages 11-12) on the Earth's layers.
- From this text: « LAYERS OF THE EARTH WIKIPEDIA ».
- Using only the text I sent you above, write a complete assessment test with 10 items, each worth 1 point, following these instructions:
- 2 long answer questions
- 2 short questions, based on this example: "In which part of the plant does photosynthesis primarily take place? _____"
- 2 fill-in-the-blank sentences, following this example: "Sentence: The main part of the plant where photosynthesis takes place is _____. Answer: The leaf."
- 2 sentences, one true and one false about the text
- 2 multiple-choice questions with 4 options
- Also write the statements to introduce each of the questions, for example: "Answer these questions..."
- Write all the questions first, without the answers, and then all the answers.

YOUR TURN

- Copy and modify some of the presentation prompts to adapt them and write some assessment material for your classes.
- Remember the 5 initial tips.
- Make changes to the prompt to see how they affect the final answer.
- Ask if you have any questions.



idevelop

PROFESOR IA PRODUCTIVO

AI IMAGE GENERATION



idevelop

USAGE RIGHTS

- It's not clear (and I'm no expert...)
- Review the terms and conditions of the platforms we use
- Personal and educational uses
- Commercial uses?
- Authorship registration? No
- Avatars: Image and copyright rights!!



LIMITATIONS

idevelop

- They are not as necessary as texts, with some exceptions.
- Realistic but not real images: limited uses (improving...)

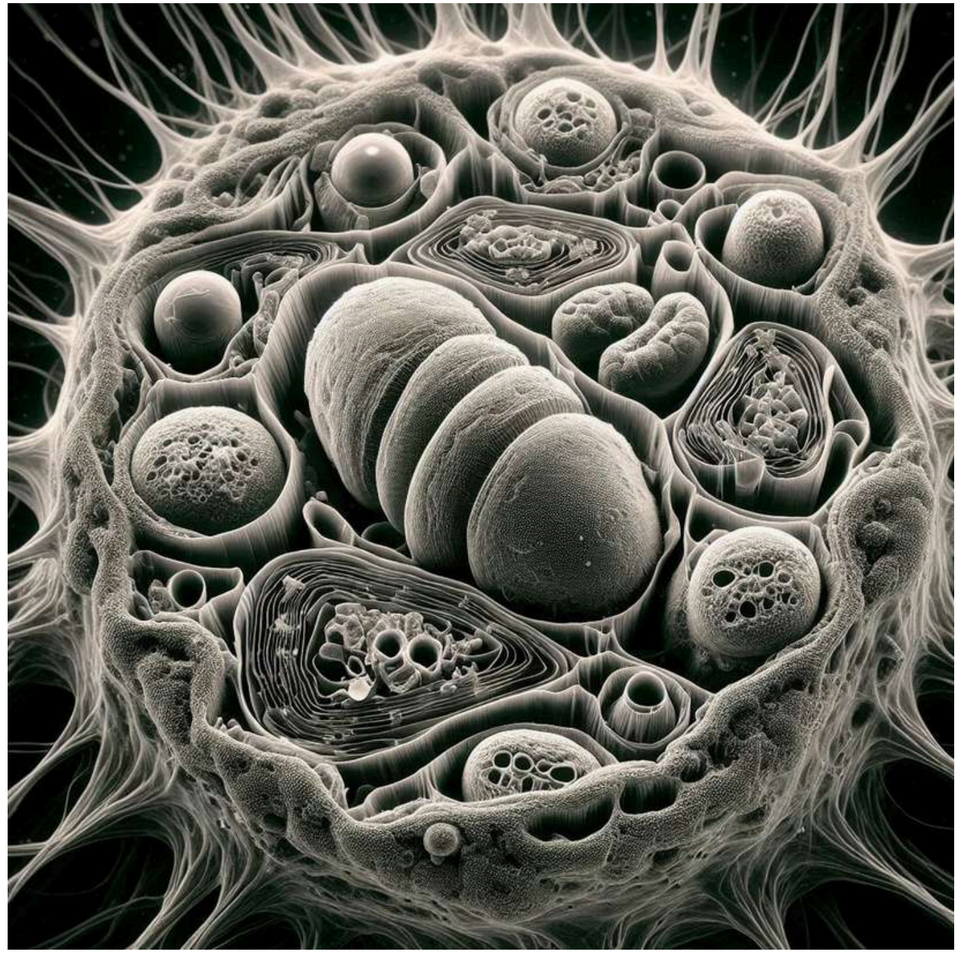

LIMITATIONS





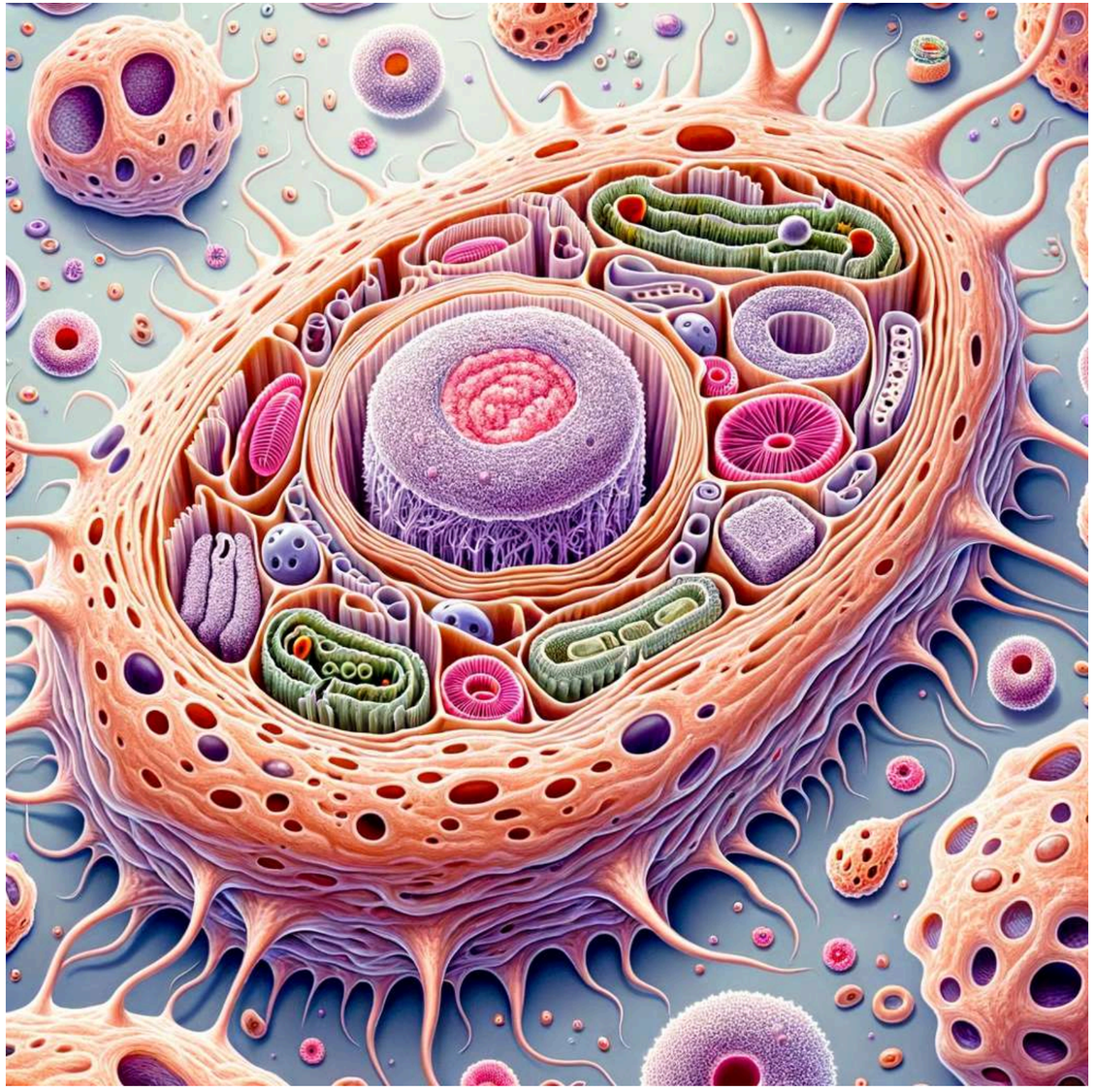

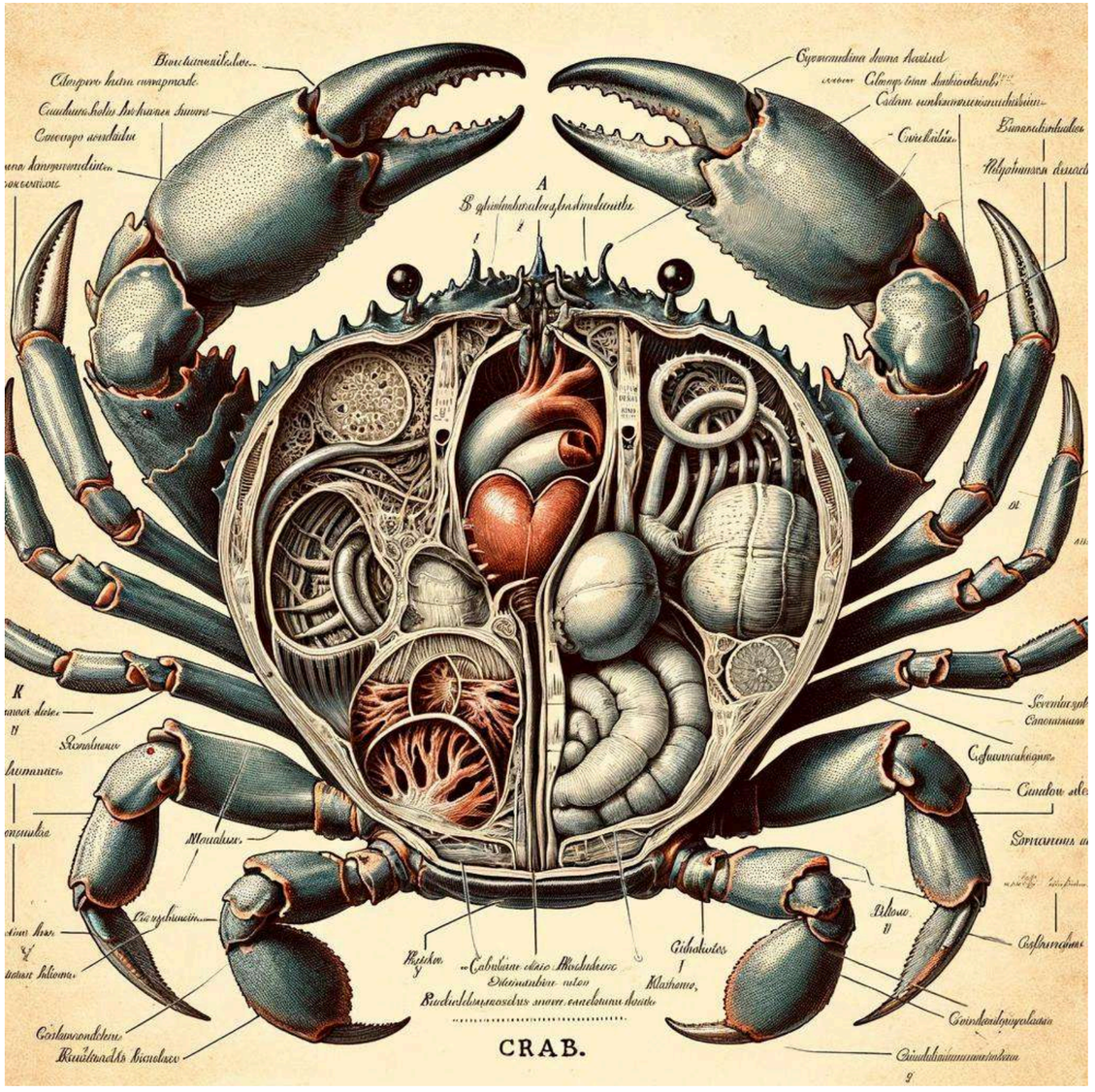
CRAB.

NOT RECOMMENDED USES (YET...)

- Images of real objects: science, art, history, architecture
- Real personalities (improving!!)
- Diagrams and illustrations with text (improving!!)
- Too many details and characters





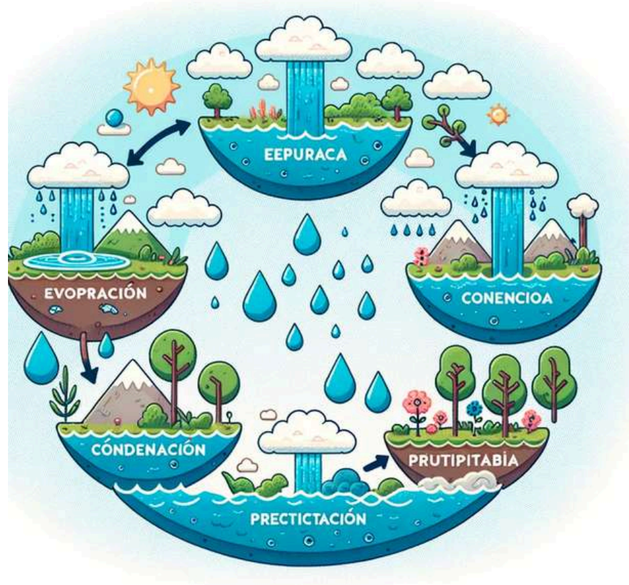

RECOMMENDED USES

- Any creative image that doesn't need to be real
- Natural or urban landscapes / Animals
- Main characters performing simple actions
- Mixtures







PROMPTS FOR IMAGES

idevelop

1. Main character: a zebra
2. Action: walking
3. Environment (details): under a tree, African savannah
4. Style - Very important (concentrates a lot of information): realistic photography

- A zebra walking under a tree in the African savannah; style of realistic photography



IMPROVE PROMPTS

idevelop

- Act as an expert image prompt writer for AI-powered tools.
- I'm going to send you the prompt I wrote and I want you to give me 10 versions that improve it in terms of detail, originality, creativity, variety, etc.
- Important: I don't want you to generate the image, but rather 10 versions of the prompt.
- PROMPT: “A zebra walking under a tree in the African savannah; realistic photography.”

















TOOLS FOR GENERATING IMAGES

- Free accounts: limited uses
- Easy to use:
  - ChatGPT/Sora
  - Gemini
  - Recraft
  - Microsoft Designer (Copilot)
  - Raphael
  - Freepik Pikaso
  - Ideogram (Eng)
  - LLM: Mistral, Grok, etc

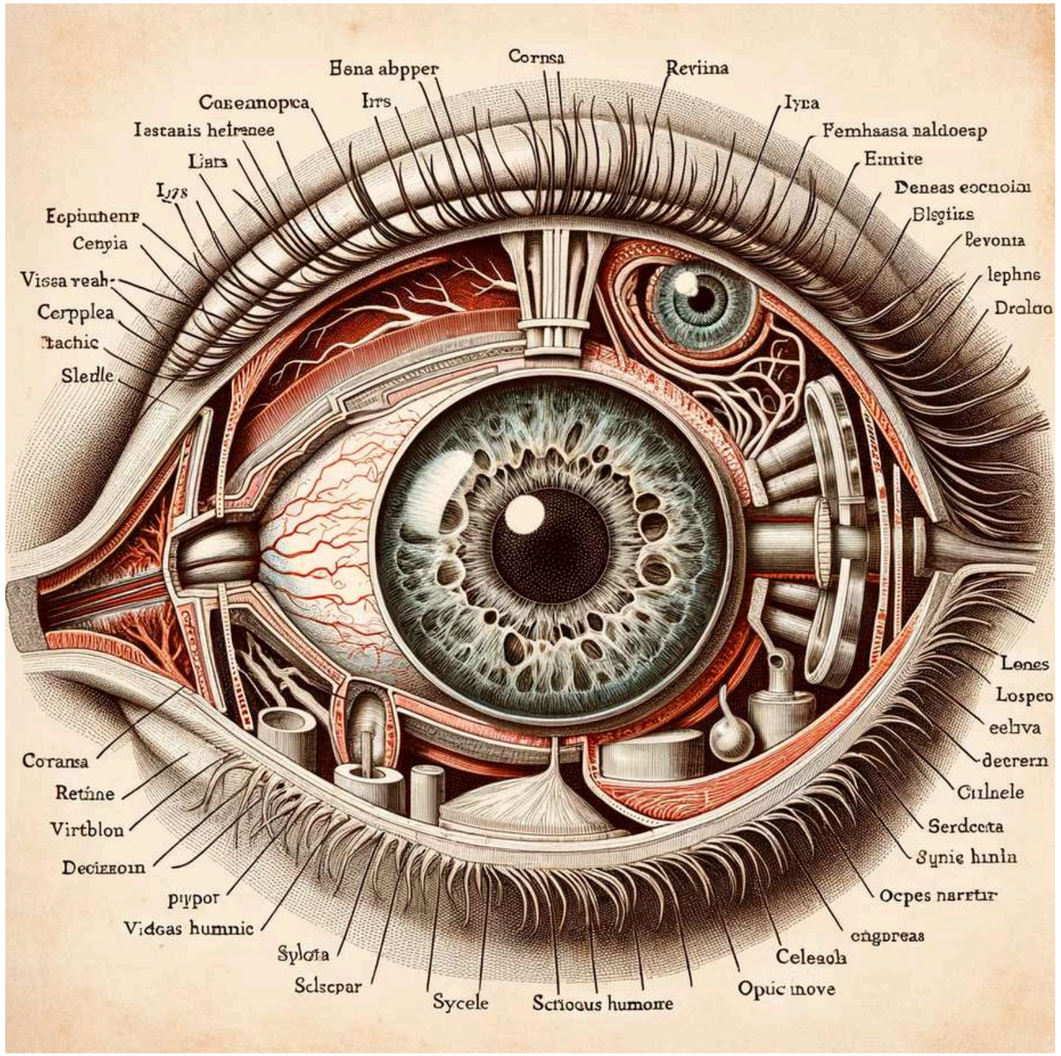

ADVANCED TOOLS

idevelop

- More complex and usually in English, but with better results and other added features
  - leonardo.ai
  - lexica.art
  - playgroundai
  - dreamstudio.ai
  - midjourney.com (10$)

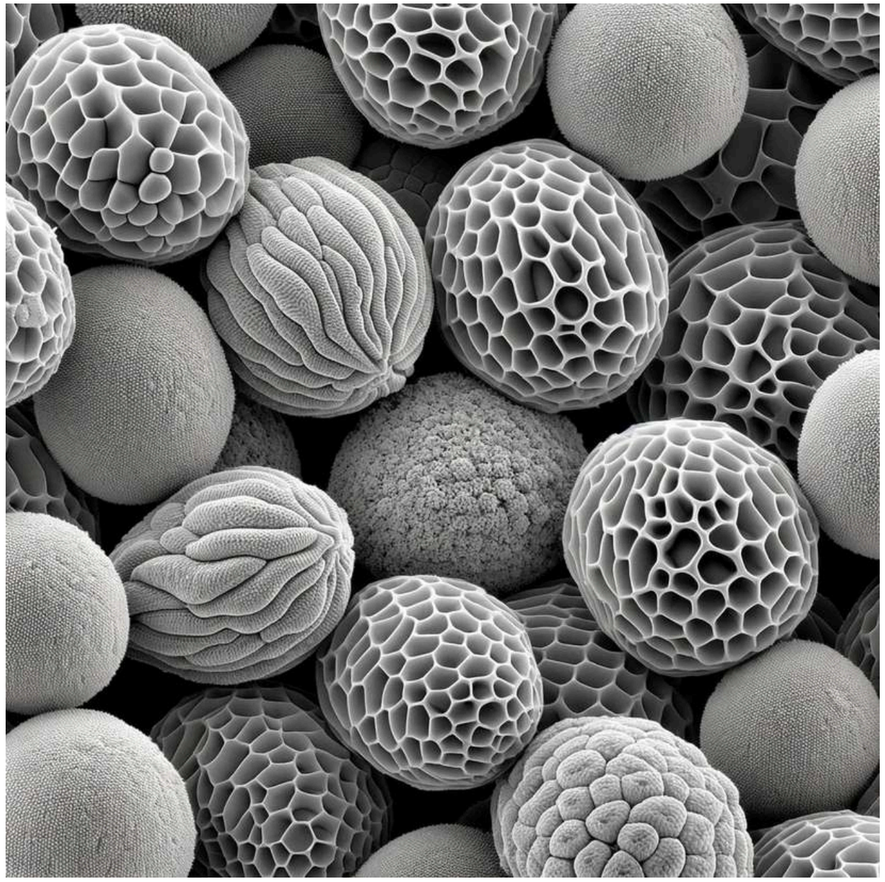

RECRAFT

- Easy to use
- Many default styles for illustrations
- Free 50 images daily
- Good quality images
- Other creative features: sets, mockups, posters

BLOG

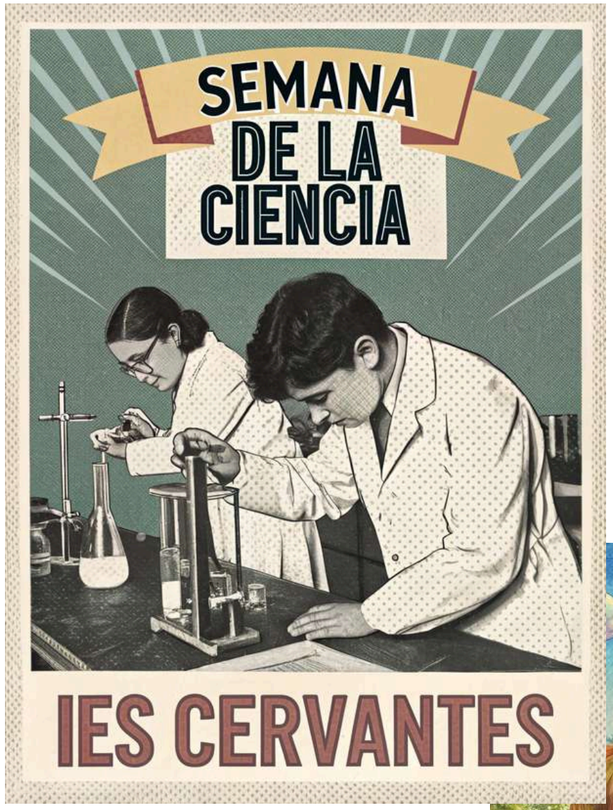







POSTERS

- Create frame
- Add text inside the frame
- Add the descriptive prompt

BLOG



SETS

BLOG

- Generate prompts
- Open set in Recraft
- Select style (palette?)
- Copy and paste the prompts
- It maintains the style
- No character consistency!



FUNKO POP

BLOG

- ChatGPT-Sora/Gemini
- Prompt:
- Funko Pop!
- A Funko pop figure featuring a man labeled "PRODUCTIVE TEACHER" on the box. The man is bald, wears glasses, has a three-day beard and mustache, and is dressed in a red shirt, gray jacket, jeans, and brown shoes. 3D Render



CUSTOM AVATARS

BLOG

- Gemini-Sora
- Create an image of the man in the photograph running while being chased by a carnivorous dinosaur in the Jurassic jungle; classic comic book style



STYLE TRANSFER

BLOG

- We upload two or more images and merge them.
- Image rights!!
- ChatGPT/Sora / Gemini /
  - Personal projects
  - Social networks
  - Videoavatars
  - Interior Design / Gardening









COMIC STRIPS

BLOG

- ChatGPT-Sora
- Create an image with 4 panels: -Panel 1-Top left: A teacher in a classroom shouts, "Who are we?" -Panel 2-Top right: A diverse group of teachers responds, "Productive teachers!!" -Panel 3-Bottom left: The same teacher asks, "What do we want?" -Panel 4-Bottom right: The teachers respond by shouting, "We want ChatGPT to make memes!!" Maintain a consistent style. Color version with a Muppet-style (Sesame Street characters)



YOUR TURN

- Choose one or more of the image generation tools and sign up for them.
- Write a prompt on any topic you want (educational or personal) and use it in the tool.
- Improve the prompt with ChatGPT and use it
- Go to a gallery (sora, lexica, etc.) and browse the image prompts you like. Recycle them.
- Ask if you have any questions.



idevelop

PROFESOR IA PRODUCTIVO

SELF CORRECTION TOOLS
PLICKERS



idevelop

PLICKERS - QUESTIONS FORMAT

BLOG

- ChatGPT test generation with a very specific format:
- Create a test with 10 easy questions with 4 multiple answers on the topic of the city of Málaga suitable for tourists.
- Don't write the answer, just the numbered questions and each answer marked with a lowercase letter followed by a parenthesis.
- The correct answer must be identified with an initial asterisk.
- Make sure that the right answers are randomly distributed.
- See this example: "1. What is the color of the sky?
- a) Orange
- *b) Blue
- c) Green
- d) Violet"



PLICKERS

BLOG

- Asterisk in the correct answer
- Free account: 5 questions/set
- New set
- Import questions
    - Control the number of answers!
- Paste the questions + answers
    - Asterisk = Select correct
    - “Find and remove text”
    - Autoclean and import questions
    - Set: rename and format change



YOUR TURN

- Copy and modify the prompts in the presentation to adapt it to one of the topics in your subject and create a set of questions for Plickers
- Ask if you have any questions.



idevelop

CREDITS

- All images in the presentation have been generated with AI using different tools.
- You can use, modify and share this presentation while maintaining the links to the website, blog articles, social networks and books and courses.
- If you would like training on this topic, you can contact us via email: profesorproductivo@gmail.com

